


## Couple's Crest

1. Sketch two things that you Both are good at.
2. Sketch a successful experience you as a couple have had.
3. Sketch a really neat thing about your marriage.
4. If you, as a couple, could accomplish anything you wanted to and would be guaranteed success, what would it be?
5. Sketch a weather report about your marriage.
6. Write three words that end in "ing" that you would like your marriage to be remembered by.



## It's Show Time

Meet with your spouse and jointly “create” a poem, song, rap, or skit about your marriage, (can be about your family, how you met, interests, favorite activities, etc. etc.). Spend no more than 20 - 30 minutes, come back and present to the group.

(We video tape our “performances” – What Fun!)

## SNOWFLAKES

It is said that there are no two identical snowflakes.

The same can be said about each of us. We are each a unique being.

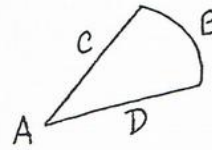
Follow the directions below to make for your spouse a special snowflake, and as you are working on this project, be thinking of how your spouse is a "one of a kind".

Mount your snowflake creation at the top of your colored sheet of paper. On the bottom half of that paper list at least three to five of those things you thought of that make your spouse so unique.

Don't share this with your sweetheart just now. We will do so later in the day.

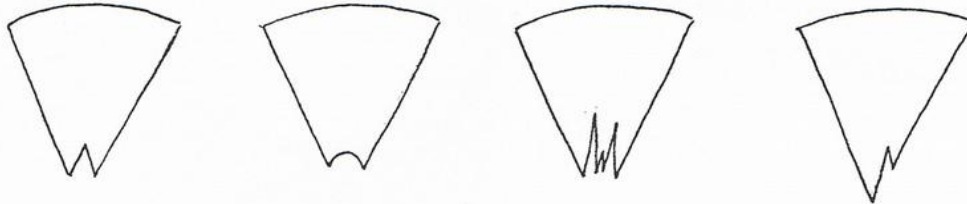
Using the diagrams provided follow these snowflake creation directions.

1) Your prefolded circle of paper has four areas where you will be making cuts.




2) Be creative with your cutting. Some examples of cuts follow.

3) Cut the tip of the triangle. (A)



4) Cut along the rounded edge of the triangle. (B)



5) This leaves the two folded edges of the triangle. (C & D)

It is important not to cut completely across the triangle from one folded edge to the other and to leave some of the folded edge on both sides intact.

